



catawba county

MAKING. LIVING. BETTER.

ADDENDUM NO. 5

Issue Date: March 19, 2024

Addition and Renovation for: Catawba County Garage

Invitation for Bid No. 24-1019

To: All Potential Bidders

The Invitation for Bids (IFB) is modified as set forth in this Addendum No. 5. The original IFB documents and any previously issued addenda remain in full force and effect, except as modified by this Addendum, which is hereby made part of the IFB. Bidders shall take this Addendum into consideration when preparing and submitting Bids for this project. Catawba County is issuing this Addendum No. 5 to extend Q&A period and to provide further clarifications.

Clarifications:

1. Notice of Q&A Period Extension:

All questions from the Contractors must be delivered in writing to Tina M. Wright, Catawba County Purchasing Manager, at tinawright@catawbacountync.gov no later than 5:00 PM ET, on March 22, 2024. All questions will be addressed in an Addendum.

2. Door C was incorrectly identified as a Hi Lift door on Sheet A1.2 prior to this Addendum. The Door should be a coiling Door with an insulating curtain as is now identified in a revised Sheet A1.2, attached hereto as Attachment F.

3. The current Bid Form only allows acknowledgement of four (4) Addendums. Attached hereto as Attachment G is an updated Bid Form with additional spaces for acknowledgement of Addendum 5 and any future addendums.

Questions:

1. **Question:** How is insulation to be installed if there is not a stud cavity?

Answer: Technically there is no “air” space between the building skin and the stud wall, but there is space between the studs that will be filled with insulation. There are installation clips for holding the insulation in place vertically.

2. **Question:** There are some discrepancies where the wall girts are called 12 gage on Arch drawings and 14 gage on the Structural. Can this be clarified?

Answer: Per architect: In conversation with the structural engineer, Randy Ruggles, it is not as simple as saying all the girts will be 12 or 14 gage. They are specified different gages because of differing spans and wind loading on the building frame. Contractors need to pay attention to the plans and place girts where specified. (Typically – but double check – 12 gage girts are used at 7'-0" AFF at door openings or at long spans. 14 gage girts are used for all other girt applications. The Bent Plates top and bottom of walls will remain 12 gage.

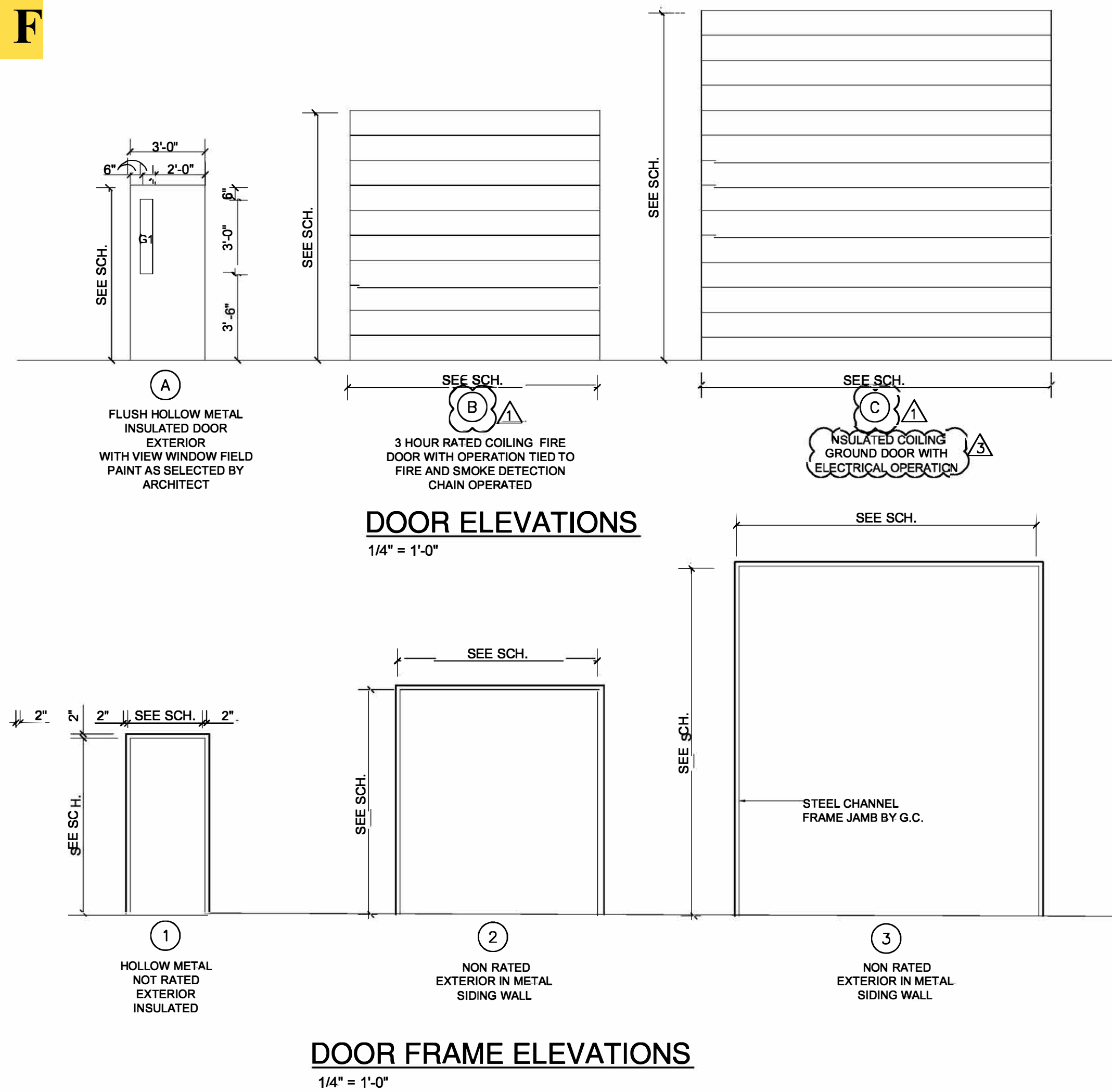
3. **Question:** Addendum #1 Answer 16 states insulation to be used R20 Mineral Wool. Plan CS.1 Appendix B Energy Summary calls for Exterior Wall Insulation to be R-13 and Roof Insulation R19. The roof insulation can easily be installed by the Roofing Contractor with (2) layers of 2.6 ISO roof insulation before TPO. Question: Can vinyl backed wall insulation be dropped before exterior wall panels are installed similar to how PEMB wall insulation is installed?

Answer: The insulation is placed in the metal stud wall cavities between the studs prior to the exterior metal wall panel exterior panels being installed.

END OF ADDENDUM

This Addendum is 6 pages in total.

Attachment F



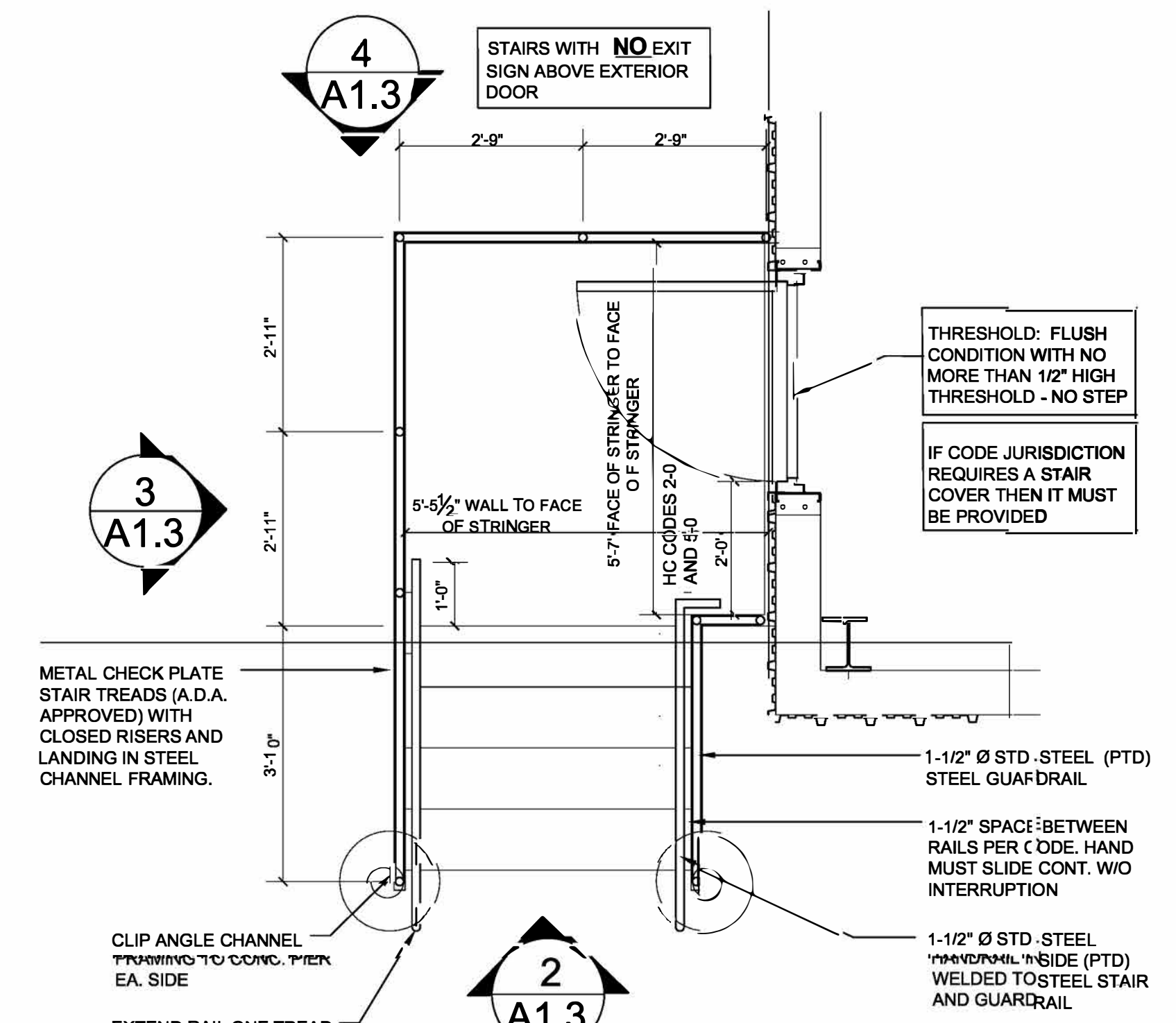
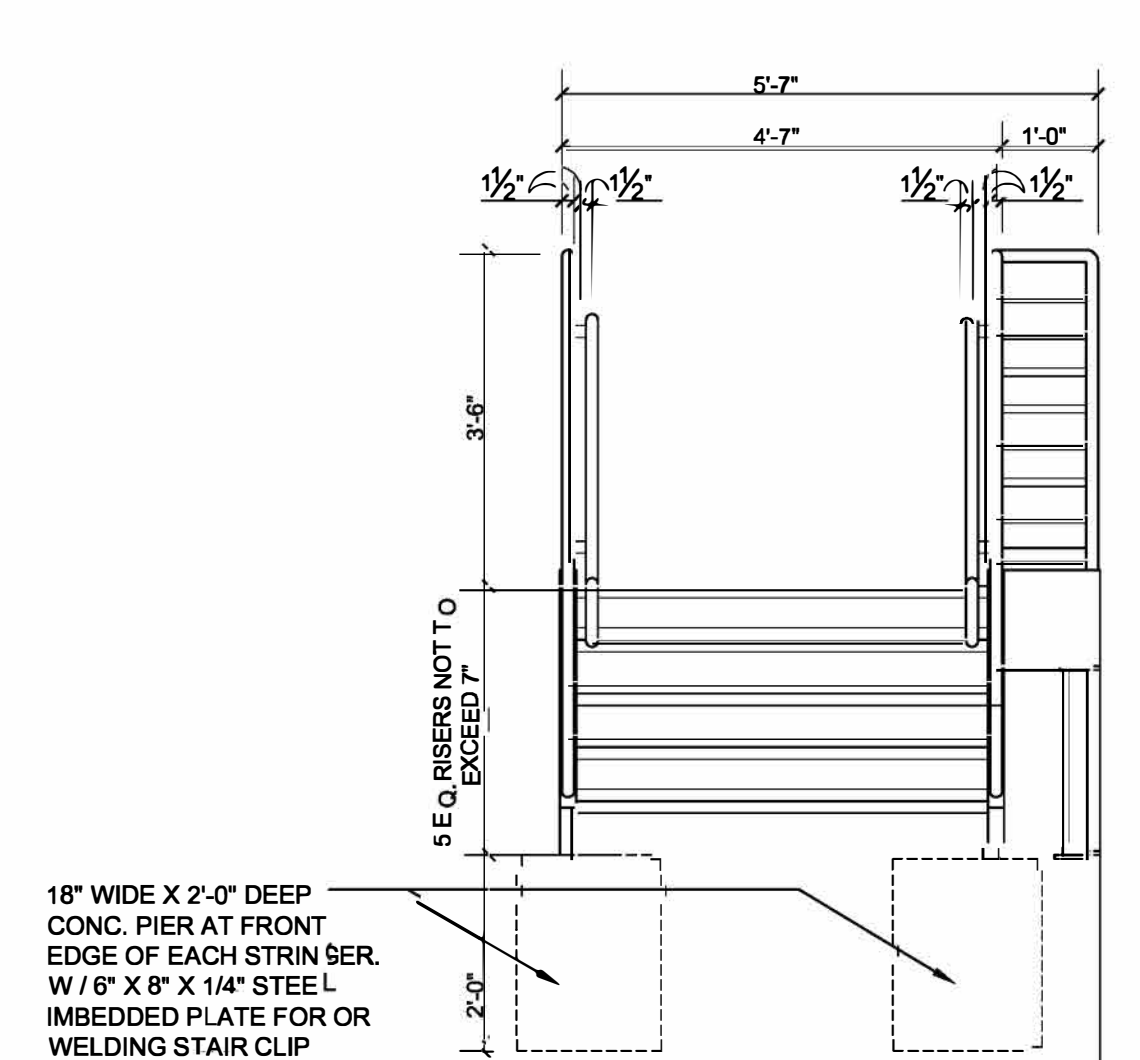
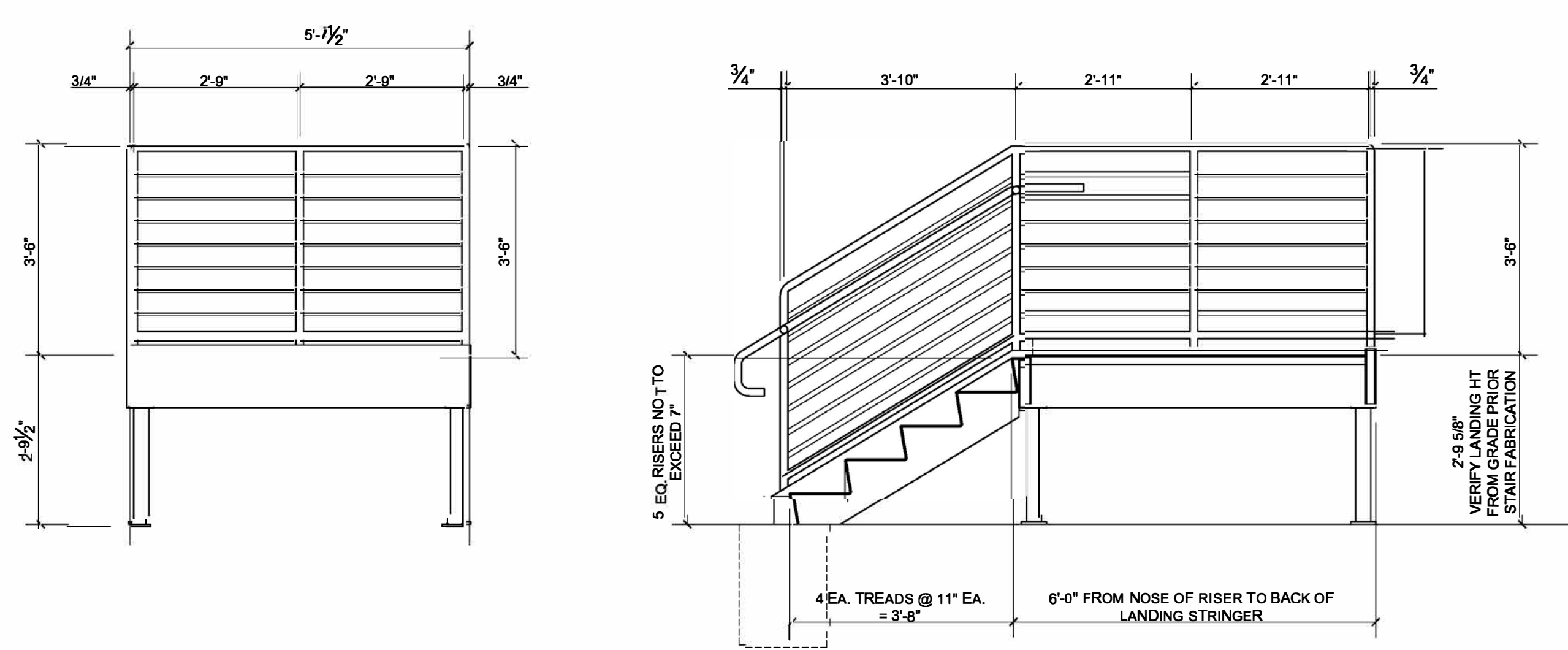
DOOR NUMBER	LOCATION	DOOR		MAT.	TYPE	FRAME		DETAILS			PANC HDW.	CLOSER
		WIDTH	HT.			MAT.	TYPE	HEAD	JAMB	SILL		
101A	REPAIR SHOP	12'-0	14'-0	STEEL	C	STEEL	3'	-	-	-	-	-
101B	REPAIR SHOP	3'-0"	7'-0"	HM	A	HM	1	VERIFY THROAT	●	●		CLOSER, PADDLE EXIT HDW, KICK PLATE, SILENCERS
101C	REPAIR SHOP	12'-0	14'-0	STEEL	C	STEEL	3'	-	-	-	-	-
101D	REPAIR SHOP	3'-0"	7'-0"	HM	A	HM	1	VERIFY THROAT	●	●		CLOSER, LEVER HANDLE HDW, KICK PLATE
101E	REPAIR SHOP	12'-0	14'-0	STEEL	C	STEEL	3'	-	-	-	-	-
101F	REPAIR SHOP	3'-0"	7'-0"	HM	A	HM	1	VERIFY THROAT	●	●		CLOSER, PADDLE EXIT HDW, KICK PLATE, SILENCERS
101G	REPAIR SHOP	8'-0	8'-0	STEEL	B	STEEL	2'	-	-	-	-	3 HR. COILING FIRE DOOR W/ FUSE-ABLE LINK TIED TO FIRE ALARM
-	-	-	-	-	-	-	-	-	-	-	-	-
-	-	-	-	-	-	-	-	-	-	-	-	-

- NOTES:**
1. PROVIDE LEVER OR PANIC HARDWARE. PANIC HARDWARE TO BE VON DUPRIN.
 2. INCLUDE DOOR AND/OR FLOOR STOPS WHERE NECESSARY.
 3. ALL 3'-0" X 7'-0" DOORS TO BE 1 3/4" THICK.
 4. G.C. COORDINATE HARDWARE NEEDED, INCLUDING TOE KICKS, WITH OWNER.
 5. VERIFY FIELD CONDITION THROAT BEFORE ORDERING.
 6. VERIFY DOOR OPENING BEFORE ORDERING.
 7. ALL THRESHOLDS NOT TO EXCEED 1/2" HIGH PER CODE.
 8. ALLOWANCE OF \$5,000 TO BE USED FOR INTERCONNECT FUSABLE LINK TO FIRE ALARM AT THIS DOOR.

NO.	GLASS TYPE
G1	1" LOW E TEMPERED INSUL. GLASS. GLAZING TO MEET COMMERCIAL ENERGY CODE FOR ZONE SPECIFIED IN CODE (ZONE 4A). G.C. TO COORDINATE WITH SUPPLIER GLASS COLOR TO BE SELECTED BY G.C. AND ARCHITECT.
G2	1/4" TEMPERED GLASS

GENERAL STAIR AND GUARDRAIL NOTES:

1. HANDRAILS
 - A. PROVIDE HANDRAIL - BOTH SIDES OF STAIRS.
 - B. HEIGHT OF RAILING ABOVE TREADS - 34" (34" MIN. - 38" MAX)
 - C. HANDRAILS ARE CONTINUOUS OR WHEN NOT EXTEND HANDRAILS AT LEAST 12" BEYOND TOP RISER AND CONTINUE SLOPE THE DEPTH OF ONE TREAD BEYOND THE BOTTOM RISER.
 - D. RETURN AND TERMINATE ENDS OF HANDRAILS TO WALL OR POST.
 - E. PROVIDE 1 1/2" CLEAR BETWEEN HANDRAIL AND WALL.
 - F. CROSS-SECTIONAL DIMENSION HAND GRIP PORTION OF HANDRAILS: 1 1/4" MIN. 2" MAX.
2. TREADS
 - A. ALL TREADS SURFACES ARE TO BE SLIP RESISTANT
 - B. ALL EXPOSED EDGES OF TREADS ARE TO BE SMOOTH, ROUNDED OR CHAMBERED. NO ABRUPT EDGES AT LOWER FRONT EDGE OF NOSING
3. NOSING
 - A. NOSING PROJECTION PAST FACE OR RISER BELOW TO BE 1 1/2" MAXIMUM
4. RISERS
 - A. SUFFICIENTLY SOLID TO PREVENT PASSAGE OF OBJECTS LARGER THE 1/4" (UNLESS NOTED OTHERWISE)
5. DIMENSIONS
 - A. RISERS: 7" MAX. VERT. 4" MIN.
 - B. TREADS: 11" MINIMUM HORIZONTAL
6. MAXIMUM VARIATION IN HEIGHT OF RISERS OR WIDTH OF TREADS IN ANY GIVEN FLIGHT: 1/4"
7. MINIMUM HEADROOM CLEARANCE MEASURED VERTICALLY FROM THE PLANE OF THE CEILING FINISH TANGENT TO THE TREAD NOSING AT THE STAIRWELL: 6'-8" MINIMUM CLEAR
8. MAXIMUM VERTICAL DISTANCE BETWEEN STAIRWAY LANDINGS: 12'-0"
9. STAIR LANDINGS:
 - A. STAIR LANDINGS SHALL BE THE SAME WIDTH AND DEPTH AS THE STAIR IT SERVES WITH A MIN. DIMENSION OF 36" EA. WAY.
9. STAIR LANDINGS:
 - B. PROVIDE HANDRAIL AT STAIRS AND 42" HIGH GUARD RAIL AT STAIR LANDINGS WITH CLEAR SPACE BETWEEN BALUSTERS AND HORIZONTAL TOP RAIL AT 4" MIN. CLR. TYPICAL
10. GUARDS:
 - A. GUARDS PROVIDED ALONG OPEN-SIDED WALKING SURFACES MORE THAN 30" A. ABOVE GRADE OR FINISH FLOOR.
 - B. GUARDS SHALL BE 42" ABOVE WALKING SURFACE.
 - C. REQUIRED GUARDS SHALL NOT HAVE OPENINGS BETWEEN PICKETS THAT ALLOW PASSAGE OF A 4" SPHERE IN DIAMETER FROM THE WALKING SURFACE TO THE REQUIRED GUARD HEIGHT. A BOTTOM RAIL OR CURB WILL NOT ALLOW THE PASSAGE OF A 2" DIAMETER SPHERE AT THE LANDINGS.
 - D. GUARDS AT MECHANICAL EQUIPMENT THAT REQUIRE SERVICE WITHIN 6' OF A ROOF EDGE OR MORE THAN 30" ABOVE THE FLOOR, ROOF OR GRADE SHALL PREVENT THE PASSAGE OF A 21" SPHERE IN DIAMETER. THE GUARD WILL EXTEND A MIN. 30" BEYOND EACH END OF THE EQUIPMENT.




Campbell Design
bluit architecture

29 S College Ave · Newton, NC 28658
828.994.4444 · campbelldesign.com

© CAMPBELL DESIGN PA
THIS DRAWING IS THE PROPERTY OF CAMPBELL DESIGN, PA AND IS SUBJECT TO FEDERAL COPYRIGHT LAWS. THIS DRAWING MAY NOT BE REPRODUCED, PUBLISHED OR USED IN ANY WAY WITHOUT THE WRITTEN PERMISSION OF CAMPBELL DESIGN, PA

ADDITION AND RENOVATION FOR:
CATAWBA CO. GARAGE
25 GOVERNMENT BLVD.
NEWTON, NC 28658



PROJECT NO. 731 23

REVISIONS
CORRECTION FOR DOOR TYPE AND DOOR FRAMES FOR SCHEDULE 03/01/2024
CORRECTION TO CHANGE HI-LIFT TO COILING FOR SCHEDULE 03/14/2024

DATE ISSUED
11.10.2023

SHEET

A1.2

ATTACHMENT G
AMENDED
BID FORM

FOR: Addition and Renovation for: Catawba County Garage
Newton, North Carolina

Gentlemen:

In compliance with your Invitation for Bids, the undersigned hereby proposes to furnish all labor and materials and perform all work necessary to complete the general construction contract for "Addition and Renovation for: Catawba County Garage." These plans are entitled "Addition and Renovation for: Catawba County Garage", as prepared by Campbell Design, PA, Newton, North Carolina.

If this proposal is accepted, the undersigned bidder hereby agrees to enter into contract with Catawba County, within the time limit specified in the Instructions to Bidders. If written notice of the acceptance of this proposal is delivered to the undersigned within the specified time unless this proposal is withdrawn, the undersigned bidder will promptly execute and deliver the Construction Agreement for Renovations for Catawba County Board of Elections included in the bid manual.

The undersigned bidder further states that he is a duly qualified and licensed general contractor in the state of North Carolina, that all fees, licenses, permits, etc., pertinent to the submission of this bid have been paid in full and that his licensed number _____, is current and up-to-date.

If the bidder fails to execute the form of contract or upon failure to forthwith surrender the bid security, the surety shall pay to Catawba County the full amount of the bid security. This bid security shall be retained if the successful bidder fails to execute the contract within ten days after the award or fails to give satisfactory surety as required herein.

The undersigned bidder hereby declares that the only person or person interested in the proposal as principal or principals is or are named herein and that no person other than herein mentioned has any interest in this proposal or in the contract to be entered into; that this proposal is made without connection with any other person, company or parties making a bid or proposal; and that it is in all respects fair and in good faith without collusion or fraud.

The bidder further declares that he has examined the site of the work and informed himself fully in regard to all conditions pertaining to the place where the work is to be done; that he has examined the specifications for the work and the contract documents relative thereto, and has read all special provisions furnished prior to the opening of bids, that he has satisfied himself relative to the work to be performed.

Bidder acknowledges receipt of the following Addenda, if issued, which have been considered in the preparation of this Bid:

Received: Addendum No 1 _____	Dated: _____	Addendum No 5 _____	Dated: _____
Addendum No 2 _____	Dated: _____	Addendum No 6 _____	Dated: _____
Addendum No 3 _____	Dated: _____	Addendum No 7 _____	Dated: _____
Addendum No 4 _____	Dated: _____	Addendum No 8 _____	Dated: _____

In accordance with the plans and specifications for this project, and in accordance with the breakdown of work and the completion schedule as outlined in Instructions to Bidders as bound with these specifications,

this bidder proposes to furnish all work, including the labor and materials for the Stipulated (Lump Fixed) Sum as follows:

BASE BID: Write bid amounts in both written and numerical form:

_____ Dollars (\$ _____)

ALTERNATES

Should any of the alternates as described in the contract documents be accepted, the amount written below shall be “added to” or “deducted from” the base bid. (Strike out “Add” or “Deduct” as appropriate.)

Alternate No. 01: Standard Duty Asphalt (Mill and Replace) – Reference Sheet CSN101, ALT BID 1

(Add) (Deduct) (No Change)

_____ Dollars (\$ _____)
(Lump Sum Price)

Alternate No. 02: Standard Duty Asphalt – Reference Sheet CSN101, ALT BID 2

(Add) (Deduct) (No Change)

_____ Dollars (\$ _____)
(Lump Sum Price)

Completion for Project: the project shall be completed within Two Hundred Eighty (280) days from the issuance of a Notice to Proceed.

This undersigned bidder affirms that the herein before stipulated sum reflects the entire cost of the project in accordance with Drawings and Specifications and that no additional claim will be made on account of any increase in wage scale, material prices, taxes, insurance cost indexed or other rates during the project duration.

The undersigned bidder understands that owner will (1) hold a 5% retainage on all pay requests, (2) require fully executed lien waivers on all pay requests, and (3) require the following prior to release of the retainage at Project completion: (a) Certificate of Occupancy, (b) fully executed lien waiver from the Contractor as well as fully executed lien waivers from all sub-Contractors paid in excess of \$5,000 by the Contractor, (c) as built survey, (d) complete set of as built plans and specs, (e) operations manuals, all warranties, including 1 year full warranty from the General Contractor and (f), completion of punch list items.

The undersigned bidder understands that changes, omissions, or modifications may be made in the Project and that the guaranteed maximum cost stipulated herein before shall be adjusted accordingly by written change order prepared by the Architect and executed by Owner and Contractor.

Pursuant to N.C.G.S. §143-128(d), all bidders shall identify on their bid the contractors they have selected for the subdivisions or branches of work for:

(1) Heating, ventilating, and Air conditioning: _____ License No. _____

(2) Plumbing: _____ License No. _____

(3) Electrical: _____ License No. _____

(4) General _____ License No. _____

Respectfully submitted, the _____ day of March, 2024.

Company Name: _____

By: _____
Name and Title

Attest:

By: _____
Name and Title
(Corp. Secretary / Assistant Secretary)

Corporate Seal

END OF BID FORM